



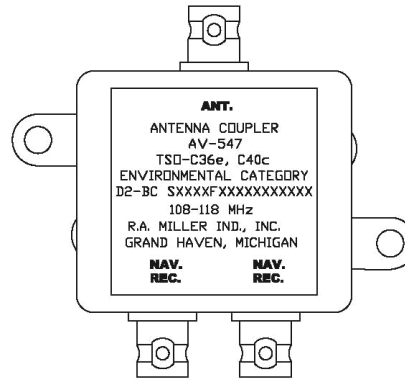
RAMI, Inc.
Grand Haven, MI 49417
(616) 842-9450
www.rami.com

AV-547, AV-570 & AV-571
Antenna Coupler for Receivers Only

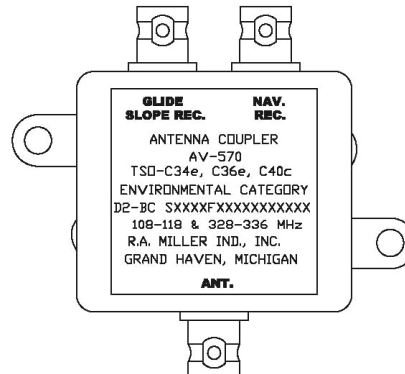
Frequency Range: AV-547: 108-118 MHz
AV-570: 108-118 MHz & 328-336 MHz
AV-571: 108-118 MHz & 328-336 MHz

Installation Instructions

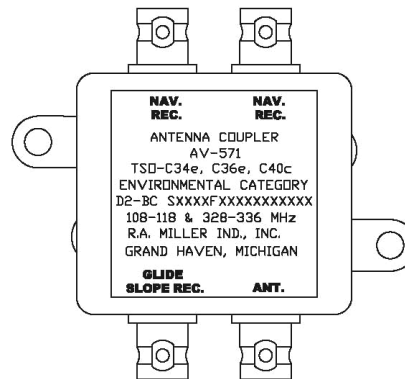
- 1.) Locate mounting position between the antenna and the receiver.
- 2.) Using the mounting template provided, drill (2) mounting holes and mount the antenna coupler.
- 3.) Antenna coupler is provided with UG-1094/U BNC connectors.
- 4.) Attach a BNC type connector to one end of a cable (not supplied). The other end of the cable must have a connector attached to match the connector on the antenna.
- 5.) Route cable from the antenna to the antenna coupler and plug into proper receptacle.
- 6.) Attach another BNC type connector to one end of another cable (not supplied). The other end of the cable must have a connector attached to match the connector on the receiver.
- 7.) Route cable from the receiver to the antenna coupler and plug into proper receptacle.
- 8.) Label on bottom of antenna coupler designates the frequency and proper connection.



UG-1094/U BNC CONNECTOR LOCATIONS & IDENTIFICATION FOR AV-547



UG-1094/U BNC CONNECTOR LOCATIONS & IDENTIFICATION FOR AV-570



UG-1094/U BNC CONNECTOR LOCATIONS & IDENTIFICATION FOR AV-571